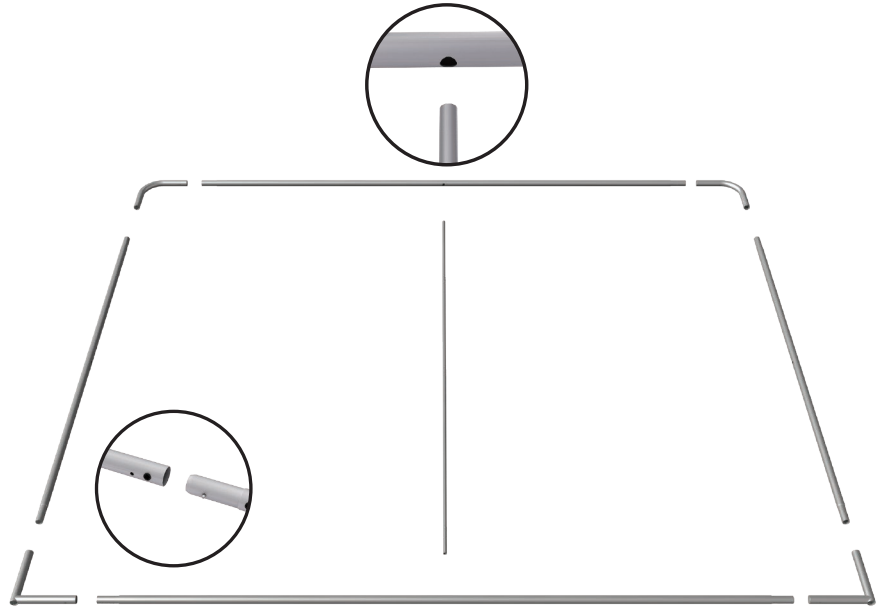
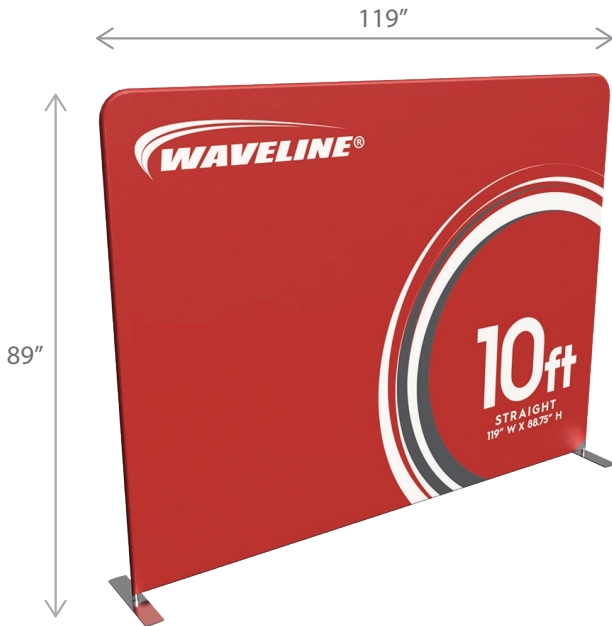



10' Flat Waveline

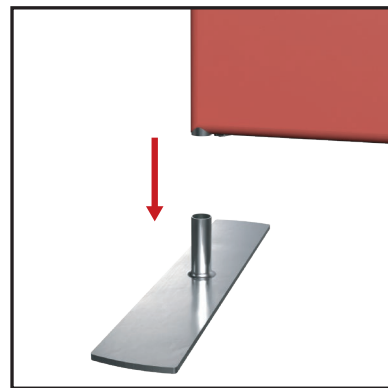
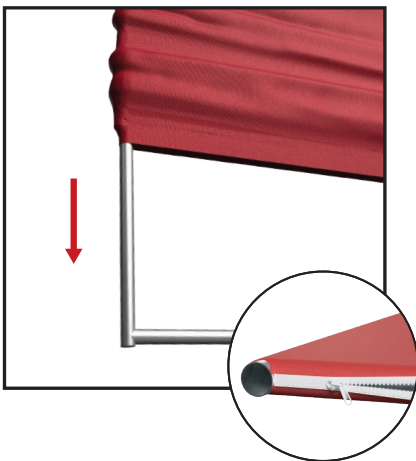
WL43FL-PCC



PARTS



- 1 Lay out parts according to the assembly diagram and push the pipes together. Connect sections with matching shape codes and insert center support pole.



- 2 Feed the fabric from the top of the frame, only a few feet at a time. Close the zipper.
- 3 Set up the feet in the position that you want to erect the stand, lift the panel(s) and fit on the feet.

DISPLAY CONSTRUCTION

Aluminum frame with aluminum support feet

GRAPHIC MATERIAL & FINISHING

Dye sublimated on One Planet, 100% recycled, fabric. Top grade YKK zippers along bottom of display.

Bottles recycled

158

LIMITED WARRANTY

- Frame : Lifetime - Graphics : 30 days

DIMENSIONS

Assembled Unit	121.25" w x 89.75" h
Graphic Size	119" w x 88.75" h
Shipping Box	36" w x 14" h x 14" d, 26 lbs